
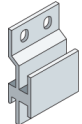
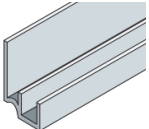

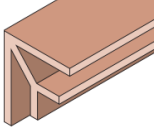
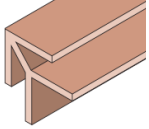
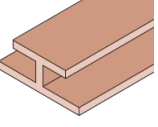
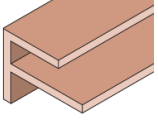


Product	Specification	10m ²	15m ²	20m ²	25m ²	30m ²	35m ²	40m ²	50m ²	60m ²
	22.5 x 136 x 3600 mm	22	32	42	54	64	75	86	106	128
Fixing Clip & Screw 	Clips are fit at 400 mm c/c	198	288	378	486	576	675	774	954	1152
Starter Strip 	1250 mm	To be assessed on a project by project basis dependant on wall perimeter								
Spacer Buttons 		40	58	76	97	115	135	155	191	230
Inside Corner Trim 	68 x 68 x 3600 mm	To be assessed on project basis – Inside Corner Trim is for Building Internal L Shaped Walls								
Outside Corner Trim 	45 x 45 x 3600 mm	To be assessed on project basis - Outside Corner Trim is for Building External Corners								
Joining I Trim 	45 x 33 x 3600 mm	To be assessed on project basis - Joining I Trim is to join boards together on a wall								
End F Trim 	45 x 60 x 3600 mm	To be assessed on project basis - End F Trim is to Finish Walls and Window/Door Surrounds								

This is for estimation purposes only and does not allow for wastage and offcuts. For larger areas, calculate by multiplying, for example: 80m² = 40m² x 2.